

CHECKLIST



PRO SPACER

Date

INQUIRY

ORDER

Please fill out all the spaces below and forward the checklist to your distributor!*

Address: Phone | Fax:

..... e-Mail:

.....

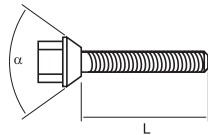
CAR-INFO:

Make: Year:

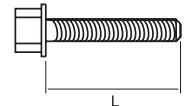
Model: Number of holes in the wheel: 3 4 5

Please inspect and measure the existing wheel lug bolts or studs to determine the bolt head style | size, thread diameter, shaft-length and pitch:

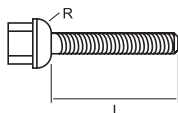
Taper Head Bolt 60°
 with loose taper



Flat Head Bolt



Round Head Bolt
(VAG-original-wheels)
 with loose round head collar



Wheel Stud
(Included in delivery. - Please pay attention to the catalogue- or internet-notes)

Shaft-Length (L - required!): mm

I would like to install following sizes of Eibach-Pro-Spacer:

Front Axle mm per side | Rear Axle mm per side

Please fill out with our material-numbers:

FRONT AXLE

Pro-Spacer-No.: Bolt-No.:

REAR AXLE

Pro-Spacer-No.: Bolt-No.:

* distributor-list and catalogue at eibach.com